

品番  
KC20-16G

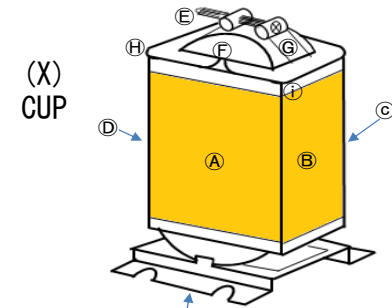
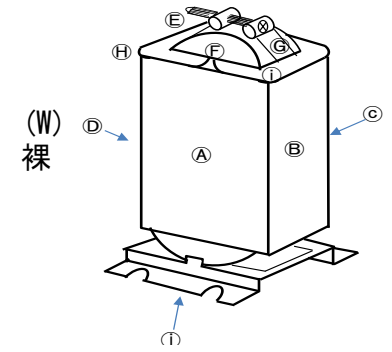
1) 無負荷時 (0mm)

Vp (V)	Bm (Kgs)	A	B	C	D	E	F	G	H	I	J	
100	14.3	97.0	44.0	93.0	36.0	27.5	58.0	55.0	20.0	28.0	30.0	mV (W)
110	15.7	109.0	48.0	107.0	47.0	34.0	63.0	80.0	28.0	44.0	39.0	mV (W)
100	14.3	92.0	38.0	94.0	38.5	52.0	31.0	29.0	32.0	21.0	34.5	mV (X)
110	15.7	105.0	48.0	110.0	48.5	69.0	32.0	37.0	44.0	24.5	40.0	mV (X)
100	14.3	15.8	15.0	16.8	13.9	24.5	23.2	16.2	20.5	11.5	30.0	mV (Y)
110	15.7	17.7	17.2	18.2	16.5	35.5	26.7	20.5	32.0	13.2	40.0	mV (Y)
100	14.3	11.5	10.0	10.5	11.0	11.5				14.0	9.7	mV (Z)
110	15.7	12.0	11.5	11.5	11.5	12.0				17.5	9.8	mV (Z)

2) 無負荷時 A 面 距離別

3) 100V定格負荷0.3A時

Vp (V)	Bm (Kgs)	距離≡	0	10	20	30	40	0	10	20	30	40	mm
100	14.3		90.0	48.0	25.0	15.5	11.1	86.1	44.1	23.8	15.0	10.5	mV (W)
110	15.7		110.0	53.0	28.5	16.5	11.5	96.1	48.5	26.5	16.5	11.5	mV (W)
100	14.3		93.0	47.0	27.0	18.0	13.2	84.5	46.0	27.0	18.5	14.5	mV (X)
110	15.7		110.0	53.0	32.0	19.5	13.8	93.0	50.0	28.5	19.5	15.0	mV (X)
100	14.3		15.2	8.0	5.4	5.2	3.8	13.0	8.3	5.6	4.6	4.0	mV (Y)
110	15.7		18.3	10.0	6.3	5.8	4.0	15.0	9.1	6.0	4.9	4.2	mV (Y)



品番  
KC20-17AM

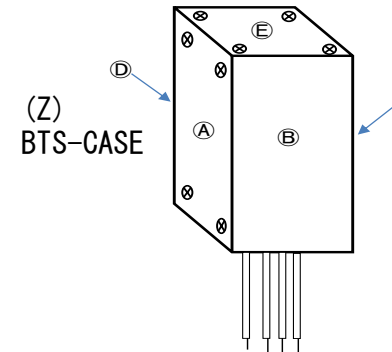
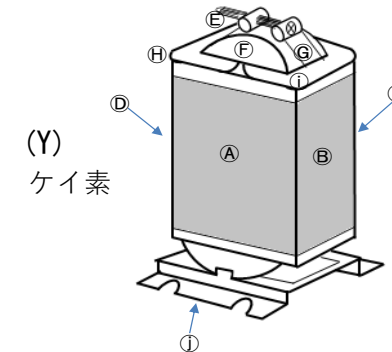
1) 無負荷時 (0mm)

Vp (V)	Bm (Kgs)	A	B	C	D	E	F	G	H	I	J	
100	14.3	17.1	112.0	24.2	177.0	475.0	58.1	500.0	400.0	430.0	35.1	mV (W)
110	15.7	28.5	210.0	50.5	330.0	1100.0	115.0	1200.0	895.0	1070.0	61.5	mV (W)
100	14.3	13.0	122.0	15.3	110.0	505.0	51.0	480.0	400.0	360.0	27.5	mV (X)
110	15.7	28.5	210.0	28.8	180.0	1280.0	88.0	1150.0	960.0	845.0	44.0	mV (X)
100	14.3	11.8	11.0	12.0	14.4	140.0	96.0	320.0	190.0	255.0	34.0	mV (Y)
110	15.7	27.8	21.0	28.3	42.0	330.0	180.0	730.0	440.0	595.0	55.0	mV (Y)
100	14.3	10.0	58.0	19.0	33.0	36.0				78.0	19.5	mV (Z)
110	15.7	13.0	64.0	30.0	41.0	42.0				115.0	34.0	mV (Z)

2) 無負荷時 A 面 距離別

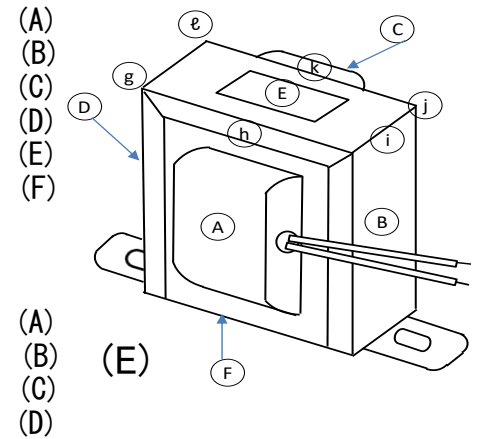
3) 100V定格負荷0.3A時

Vp (V)	Bm (Kgs)	距離≡	0	10	20	30	40	0	10	20	30	40	mm
100	14.3		188.0	86.5	53.8	34.1	26.5	96.1	64.1	41.5	23.5	19.8	mV (W)
110	15.7		368.0	168.0	103.0	65.2	51.9	188.0	122.0	79.5	42.8	37.8	mV (W)
100	14.3		17.0	11.5	8.3	7.7	7.5	18.2	14.5	9.8	11.0	8.5	mV (X)
110	15.7		32.0	21.5	14.5	11.0	12.0	22.5	16.8	11.5	12.1	11.5	mV (X)
100	14.3		15.7	5.5	4.3	4.3	4.2	9.3	4.3	4.0	5.0	3.8	mV (Y)
110	15.7		41.0	12.5	7.8	7.3	7.2	20.0	6.3	5.8	8.7	6.8	mV (Y)



1) 無負荷時 (0mm)

品番	Vp (V)	Bm (Kgs)	A	B	C	D	E	F	G	H	I	J	K	L (ℓ)	
P60-223G	100	14.00	27.5	69.0	47.5	80.5	475.0	505.0	300.0	450.0	281.0	350.0	420.0	320.0	mV
	100	14.0	27.3	51.5	57.0	74.5	459.0	495.0	360.0	395.0	235.0	295.0	418.0	345.0	mV CUP
	100	14.0	49.0	88.0	23.2	69.0	380.0	425.0	370.0	360.0	314.0	360.0	360.0	400.0	mV COR
	100	14.0	37	24.9	27	27.7	357	395	335	380	335	380	340	360	mV CUP+COR
	100	14.0	33	470	32	460	61	115	265	19.5	280	350	28.5	245	mV 合カバ
	100	14.0	14.5	158	11.7	158	15.5								mV BTSCS



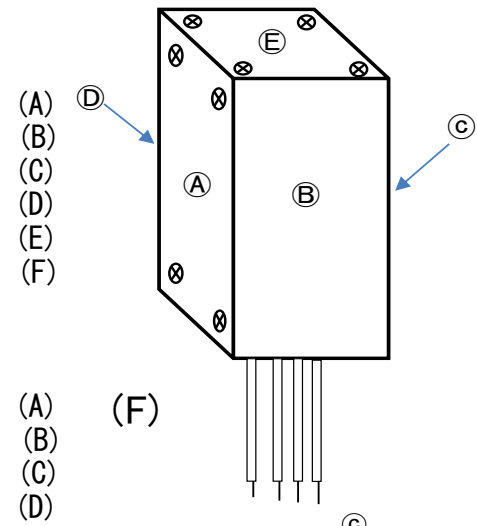
2) 無負荷時 (E)面 距離別

3) 100V定格負荷0.3A時

Vp (V)	Bm (Kgs)	距離≡	0	10	20	30	40		0	10	20	30	40	mm
100	14.0		465	275	179	120	82.5	mV	398	233	142	95.5	66.1	mV
100	14.0		439	280	177	119	80	mV	68	33.5	12.7	9.9	7.6	mV CUP
100	14.0		380	240	162	112	79	mV	277	187	125	86	62.1	mV COR
100	14.0		360	240	168	110	76.5	mV	300	175	122	81	58	mV CUP+COR

1) 無負荷時 (0mm)

品番	Vp (V)	Bm (Kgs)	A	B	C	D	E	F	G	H	I	J	K	L (ℓ)	
P60-223U	100	14.00	52.5	42.5	59.1	76.5	538	578	389	400	320	380	480	385	mV
	100	14.0	112	72	92.5	60.5	545	580	445	450	272	355	500	380	mV CUP
	100	14.0	37	74.5	60	88	508	515	468	455	398	450	460	450	mV COR
	100	14.0	41.9	57.5	60	91	450	460	430	385	373	420	418	440	mV CUP+COR
	100	14.0	47	590	68	500	71	69	285	45	325	400	44.7	330	mV 合カバ
	100	14.0	14.5	165	16.5	155	18.5								mV BTSCS



2) 無負荷時 (E)面 距離別

3) 100V定格負荷0.3A時

Vp (V)	Bm (Kgs)	距離≡	0	10	20	30	40		0	10	20	30	40	mm
100	14.0		545	325	208	138	94.5		470	278	176	115	78.8	mV
100	14.0		540	330	208	140	98.8		148	40	22	15.2	9.8	mV CUP
100	14.0		510	325	224	148	106		430	270	180	120	85.5	mV COR
100	14.0		460	300	203	133	95		360	233	158	108	76	mV CUP+COR

